

**HOW TO RIDE IN TRAFFIC:**

**BE PREDICTABLE**  
 Ride so drivers can see you and predict your movements. Remember that the rules in the driver's manual apply to bicyclists also.

**USE HAND SIGNALS**  
 Hand signals tell others what you intend to do. Signal as a matter of courtesy and of self protection.

**OBEY TRAFFIC SIGNS, SIGNALS, AND LAWS**  
 Bicyclists must follow the same laws as motorists. Stop at red lights and stop signs just as you would in a car.


**RIDE IN A STRAIGHT LINE**  
 Ride in a straight line and far enough from parked cars so you can avoid suddenly opened doors. Riding in a straight line allow others to anticipate what you are likely to do.

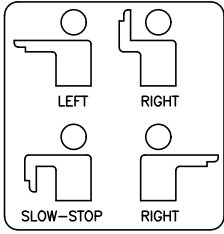
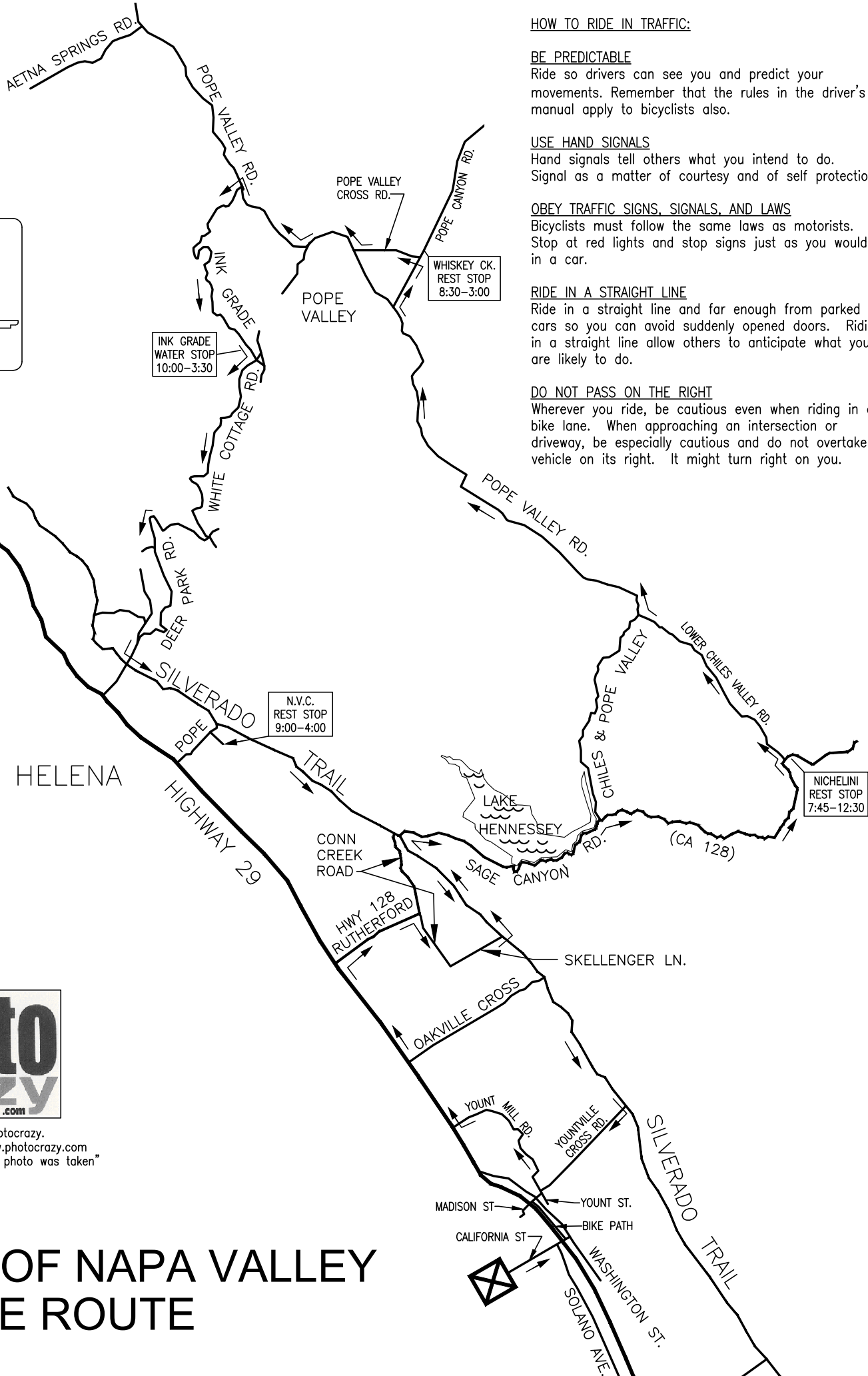
**DO NOT PASS ON THE RIGHT**  
 Wherever you ride, be cautious even when riding in a bike lane. When approaching an intersection or driveway, be especially cautious and do not overtake a vehicle on its right. It might turn right on you.



Event photography by Photocrazy.  
 See your pictures at [www.photocrazy.com](http://www.photocrazy.com)  
 Remember the time your photo was taken"

# 2017 TOUR OF NAPA VALLEY 100 MILE ROUTE





HOW TO RIDE IN TRAFFIC:

BE PREDICTABLE

Ride so drivers can see you and predict your movements. Remember that the rules in the driver's manual apply to bicyclists also.

USE HAND SIGNALS

Hand signals tell others what you intend to do. Signal as a matter of courtesy and of self protection.

OBEY TRAFFIC SIGNS, SIGNALS, AND LAWS

Bicyclists must follow the same laws as motorists. Stop at red lights and stop signs just as you would in a car.

RIDE IN A STRAIGHT LINE

Ride in a straight line and far enough from parked cars so you can avoid suddenly opened doors. Riding in a straight line allow others to anticipate what you are likely to do.

DO NOT PASS ON THE RIGHT

Wherever you ride, be cautious even when riding in a bike lane. When approaching an intersection or driveway, be especially cautious and do not overtake a vehicle on its right. It might turn right on you.

INK GRADE WATER STOP  
10:00-3:30

WHISKEY CK. REST STOP  
8:30-3:00

N.V.C. REST STOP  
9:00-4:00

NICHELINI REST STOP  
7:45-12:30



Event photography by Photocrazy.  
See your pictures at [www.photocrazy.com](http://www.photocrazy.com)  
Remember the time your photo was taken™

# 2017 TOUR OF NAPA VALLEY 62 MILE ROUTE


HOW TO RIDE IN TRAFFIC:

BE PREDICTABLE

Ride so drivers can see you and predict your movements. Remember that the rules in the driver's manual apply to bicyclists also.

USE HAND SIGNALS

Hand signals tell others what you intend to do. Signal as a matter of courtesy and of self protection.



OBEY TRAFFIC SIGNS, SIGNALS, AND LAWS

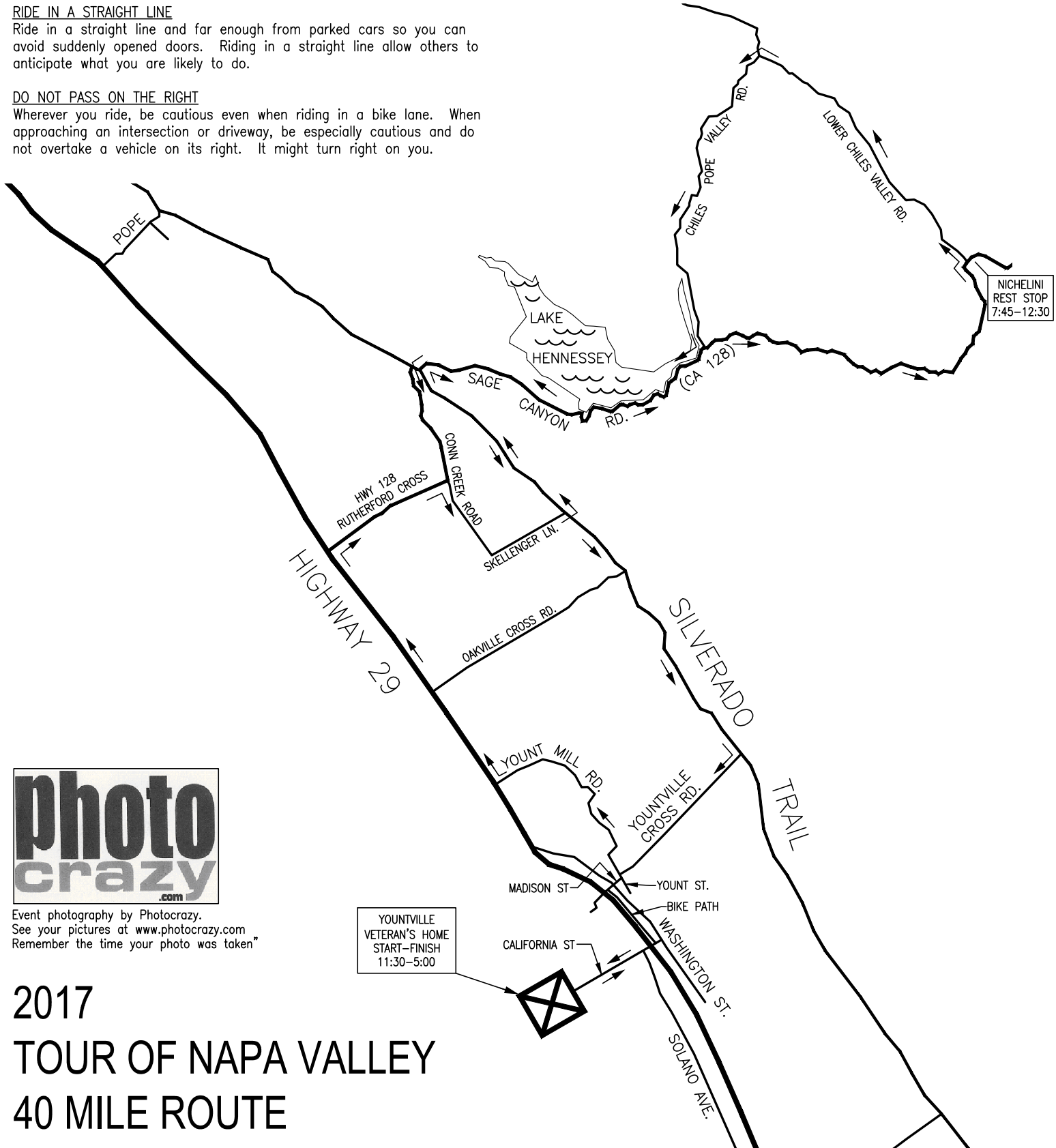
Bicyclists must follow the same laws as motorists. Stop at red lights and stop signs just as you would in a car.

RIDE IN A STRAIGHT LINE

Ride in a straight line and far enough from parked cars so you can avoid suddenly opened doors. Riding in a straight line allow others to anticipate what you are likely to do.

DO NOT PASS ON THE RIGHT


Wherever you ride, be cautious even when riding in a bike lane. When approaching an intersection or driveway, be especially cautious and do not overtake a vehicle on its right. It might turn right on you.



Event photography by Photocrazy.  
See your pictures at [www.photocrazy.com](http://www.photocrazy.com)  
Remember the time your photo was taken"

YOUNTVILLE  
VETERAN'S HOME  
START-FINISH  
11:30-5:00

# 2017 TOUR OF NAPA VALLEY 40 MILE ROUTE



HOW TO RIDE IN TRAFFIC:

BE PREDICTABLE

Ride so drivers can see you and predict your movements. Remember that the rules in the driver's manual apply to bicyclists also.

USE HAND SIGNALS

Hand signals tell others what you intend to do. Signal as a matter of courtesy and of self protection.

OBEY TRAFFIC SIGNS, SIGNALS, AND LAWS

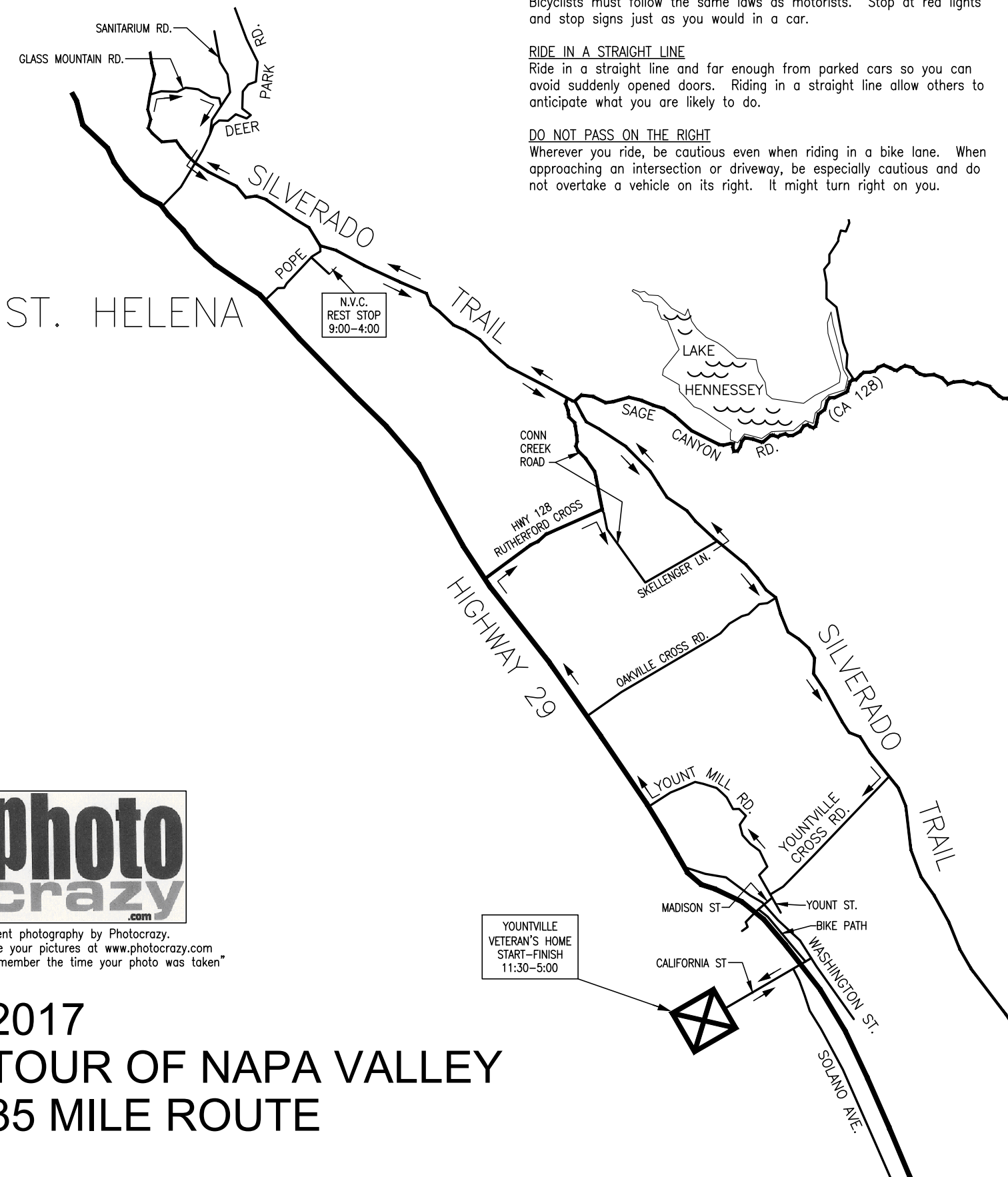
Bicyclists must follow the same laws as motorists. Stop at red lights and stop signs just as you would in a car.

RIDE IN A STRAIGHT LINE

Ride in a straight line and far enough from parked cars so you can avoid suddenly opened doors. Riding in a straight line allow others to anticipate what you are likely to do.

DO NOT PASS ON THE RIGHT

Wherever you ride, be cautious even when riding in a bike lane. When approaching an intersection or driveway, be especially cautious and do not overtake a vehicle on its right. It might turn right on you.



Event photography by Photocrazy.  
See your pictures at [www.photocrazy.com](http://www.photocrazy.com)  
Remember the time your photo was taken”

# 2017 TOUR OF NAPA VALLEY 35 MILE ROUTE